
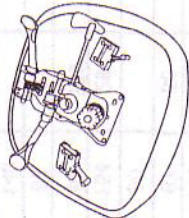

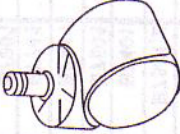




MODEL: B1002

<p>(1)x1</p>  <p>Back Cushion</p>	<p>(2)x1</p>  <p>Seat Cushion W/Mechanism</p>	<p>(3)x1 (L)x1 (R)</p>  <p>Left- Arm Right- Arm</p> <p>(6)x1</p>
<p>(4)x1</p>  <p>Caster</p>	<p>(5)x1</p>  <p>Gas Lift W/ Cover</p>	 <p>Nylon Base</p>

Customer Service Hotline:

1-800-593-1888

For further assembly instructions, please visit our web site at www.bossschair.com

(A)x2

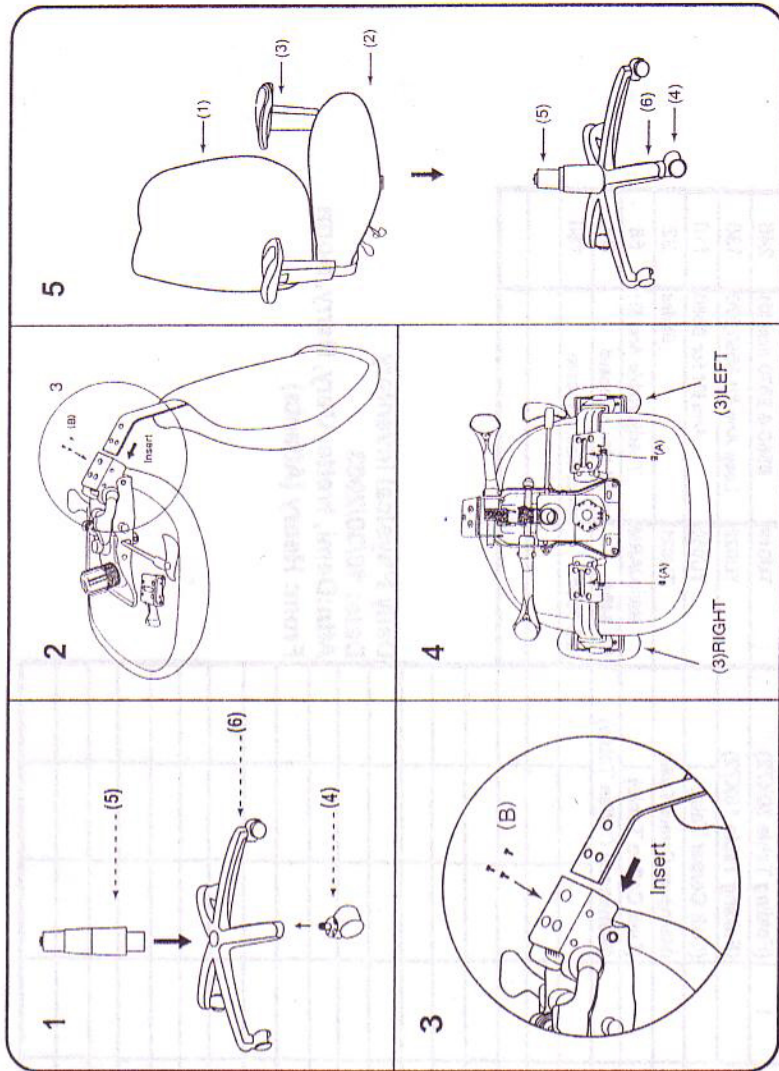


3/8" SCREW

(B)x3



5/16" x 1" L-BAR SCREW



It is important to assemble all parts so that the directional "Arrows" point in the same direction. Make certain that all screws are FULLY tightened before using the chair. Each month, check all screws and tighten any that may have loosened.

Warning: Do not stand on the seat for any purposes

