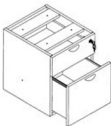
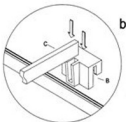
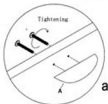
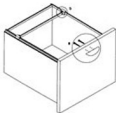


Assembly Instructions  
**MODEL NO.:N108**  
 BOXFILE PEDESTAL

10/16

ITEM NO.	DESCRIPTION	QUANTITY	ITEM NO.	DESCRIPTION	QUANTITY	ITEM NO.	DESCRIPTION	QUANTITY
A	2mm Metal Screws Slange Handles 2 Pcs		D	Screws 4x10/8mm 4 Pcs		E	8 Hole L-Bracket 2 Pcs	
B	Flar Cap 2 Pcs					F	Screws 4x10/8 12 Pcs	
C	100% 100% Iron Medium Bar 1 Pcs					G	Keys 1 Set	



COMPLETED ASSEMBLY

**IMPORTANT NOTE:**

- Place all laminated parts on a clean and smooth surface such as a rug or carpet to avoid the parts from being scratched.
- Check to be sure that you have all parts and hardware.
- Remove all wrapping materials, including staples & packing straps before you start to assemble.
- Don't tighten all screws/bolts until all completely assembled.