










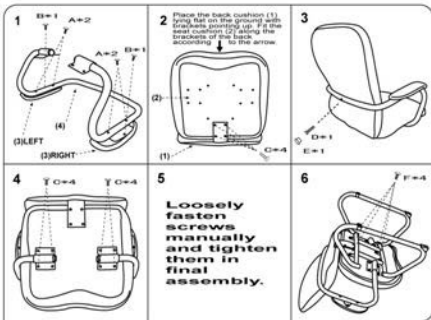


Please unscrew all hardware from cushion before assembly.
Por favor de destornillar todos los tornillos del cojin antes de ensamblar la silla.

MODEL : B999

(1)x1	(2)x1	(3)x1 (L)x1 (R)
		
Back	Seat	Right Arm Pad Left Arm Pad
(4)x1	(5)x1	
		
Arm Frame	Sled Base	
(A)-4pcs		M6*40 ARM FRAME SCREW
(B)-2pcs		M6*12 ARM PAD SCREW
(C)-12pcs		M6*25 ARM/BACK BAR SCREW
(D)-1pcs		M6*55 ARM/BACK SCREW
(E)-1pcs		WOOD CAP
(F)-4pcs		M8*25 SLED BASE SCREW



Insert and loosely tighten all screws. When assembly is completed, fully tighten all screws before using. This chair is only intended for sitting. Any other use will void the warranty.

Customer Service Hotline: 1-800-593-1888
For further assembly instructions,
please visit our website at www.boschair.com

