

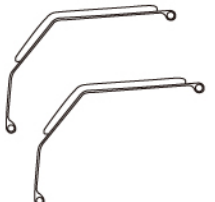
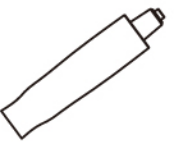
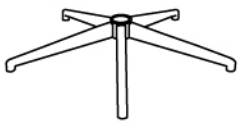
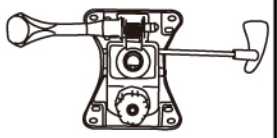
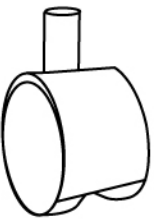



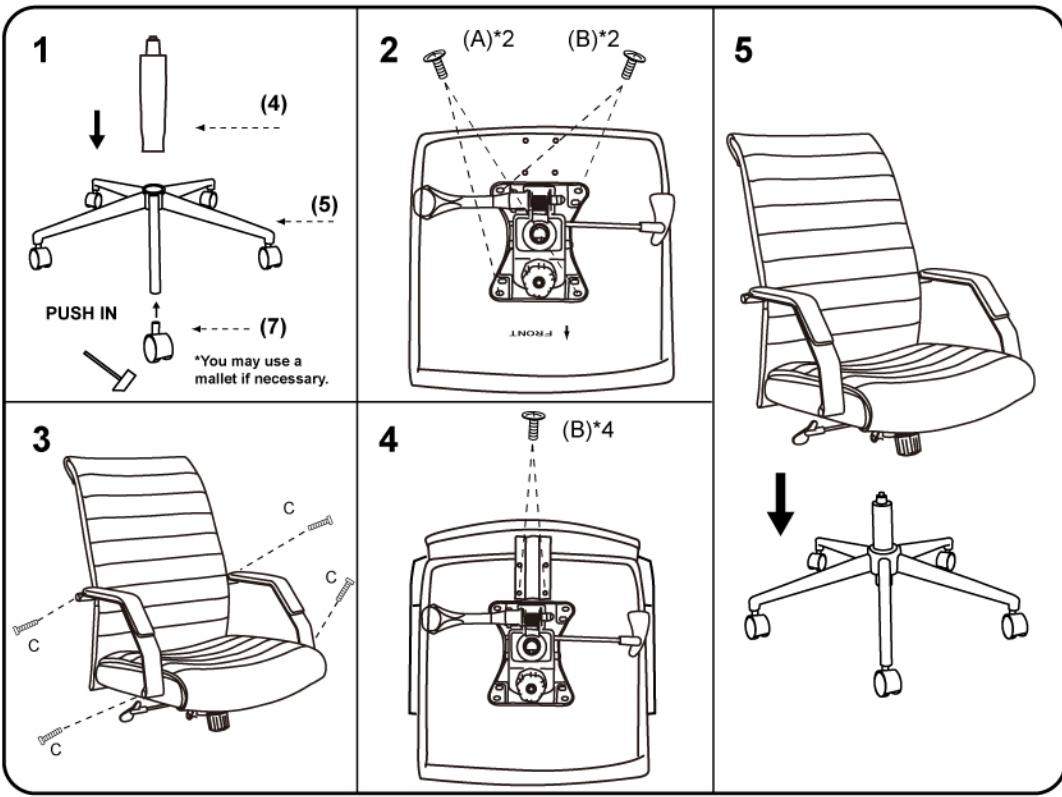



Please unscrew all hardware from cushion before assembly.
Por favor de destornillar todos los tornillos del cojín antes de ensamblar la silla.

MODEL: LIB72 LIB62 LIBRETTO-H ALIB72 ALIB62
 B9441 9442 9446 9447

(1)x1  Back Cushion	(2)x1  Seat Cushion	(3)x1 (L)x1 (R)  Left-Arm-L Right-Arm-R
(4)x1  Gas Lift	(5)x1  Base	(6)x1  Mechanism
(7)x5  Caster	<p>(A)x2  M8*22 MECHANISM SCREW</p> <p>(B)x6  M8*30 L-Bar SCREW</p> <p>(C)x4  M8*55 ARM SCREW</p>	



Insert and loosely tighten all screws. When assembly is completed, fully tighten all screws before using. This chair is only intended for sitting. Any other use will void the warranty.



Customer Service Hotline: 1-800-593-1888
For further assembly instructions,
please visit our website at www.bosschair.com

