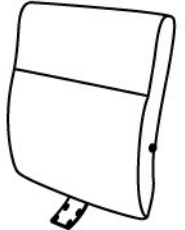


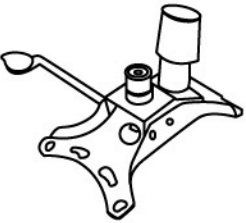
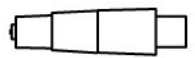







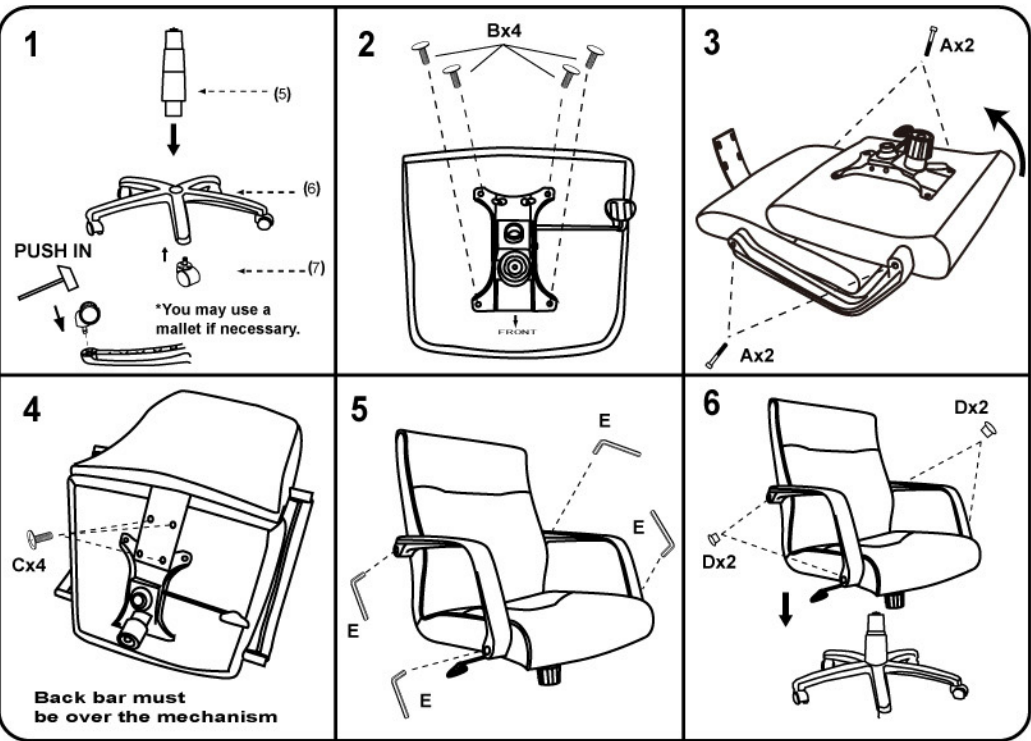


**Please unscrew all hardware from cushion before assembly.**  
**Por favor de destornillar todos los tornillos del cojín antes de ensamblar la silla.**

**B686**

(1)X1  Back	(2)X1  Seat	(3)X1 (L)X1 (R)  Right & Left Arm
(4)X1  Mechanism	(5)X1  Gas Lift W/ Cover	(6)X1  Nylon Base
(7)X5  Casters	<ul style="list-style-type: none"> <li>(A)x4  Arm Screw</li> <li>(B)x4  Mechanism Screw</li> <li>(C)x4  L-Bar Screw</li> <li>(D)x4  Arm Cap</li> <li>(E)x1  Allen Key</li> </ul>	



**Note: Please tighten all arm screws using allen key before step 6**

Insert and loosely tighten all screws. When assembly is completed, fully tighten all screws before using. This chair is only intended for sitting. Any other use will void the warranty.



**Customer Service Hotline: 1-800-593-1888**  
**For further assembly instructions,**  
**please visit our website at [www.bosschair.com](http://www.bosschair.com)**